


Applying for Student Accommodations at SDAC at UVA

Completing the Student Application for Accommodations is the first of [six steps](#) that must be completed before Accommodations are approved for use at UVA classes. Here's how to submit the Application for Student Accommodations.

- 1) First, please go to the [SDAC Portal](#) for Student Accommodations which can be found at this link and login with your NetBadge computing ID and password:
<https://yukon.accessiblelearning.com/Virginia/Start.aspx?Type=SAP&TID=TkNpilsYuWr8it5GIVwAzmlpDOIJE6VP>
- 2) Once logged in, you will be able to submit your required information for accommodations.
 - Note: Under "Current Term", please select the term to which you are applying for accommodations. For example, students submitting in the Summer for Accommodations in the Fall must select "Year – Fall". A student who is taking a Summer class and is applying for Accommodations must select "Year – Summer"

 >> **STUDENT APPLICATION**

Introduction

Type: **SDAC Student Application.**

Welcome to the Student Disability Access Center at UVA. Please submit the information below to begin the intake and eligibility process for services through SDAC.

Please fill out the application in its entirety; if you don't receive a confirmation email, your application is incomplete.

APPLICATION INFORMATION

Current Term *:

Expected Graduation Term *:

Step 2

Please continue on to the next page.

- 3) The next set of questions will ask about your personal contact information and local/permanent address. Following that, you must select a specific primary disability. You may also select secondary disability/ies as part of your application.

Step 3 →

DISABILITY INFORMATION

Primary Disability *:

Primary Disability Sub Category:

Other Disability Or Note:

Secondary Disabilities ^

Hint: Select up to 50 options.

ADHD ^

ADHD

Autism Spectrum Disorder ^

Autism Spectrum Disorder

Chronic Health Condition ^

- 4) Next, please complete all additional information, including your current degree and primary or prospective major.

Step 4 →

ADDITIONAL INFORMATION

Current Degree Program *:

Primary Major *:

Affiliations:

<input type="checkbox"/> Dept for Aging and Rehabilitative Services (DARS)	<input type="checkbox"/> Dept for the Blind and Vision Impaired (DBVI)
<input type="checkbox"/> First-Generation College Student	<input type="checkbox"/> Hoos in Recovery
<input type="checkbox"/> International Student	<input type="checkbox"/> Transfer Student
<input type="checkbox"/> Varsity Athlete	<input type="checkbox"/> Veteran

Ethnicities:

<input type="checkbox"/> American Indian or Alaska Native	<input type="checkbox"/> Asian
<input type="checkbox"/> Black or African American	<input type="checkbox"/> Hispanic
<input type="checkbox"/> International	<input type="checkbox"/> Middle Eastern
<input type="checkbox"/> Multi-Race	<input type="checkbox"/> Native Hawaiian or Other Pacific Islander
<input type="checkbox"/> Race and Ethnicity Unknown	<input type="checkbox"/> White

Campus:

<input type="checkbox"/> **Charlottesville	<input type="checkbox"/> Northern Virginia
<input type="checkbox"/> Online	<input type="checkbox"/> Other
<input type="checkbox"/> Richmond	<input type="checkbox"/> Virginia Beach

Continue on to the next page.

5) To complete this section of your application you must select “Create Application Draft”.

- **Note: This is NOT submitting your application, but instead saving a draft of it.**

FORM SUBMISSION

Important Note: Responses are **only saved** after selecting the “**Create Application Draft**” button.

CREATE APPLICATION DRAFT >

BACK TO OVERVIEW >

Step 5

- Note: After completing your Overview, you may select “Submit Application” at the top of your screen at any time.

Full name

ID	Name <input type="text"/>	Phone	Number <input type="text"/>
Email	@virginia.edu <input type="text"/>		

OVERVIEW
QUESTIONNAIRE
FILES

SUBMIT APPLICATION

6) For the questionnaire, please complete the list of questions to further clarify your application:

LIST OF QUESTIONS

Step 6a → 1. The purpose of my application is (please check all that apply): *

Select One

Additional Comment:

Step 6b → 2. My college/school: *

Select One

Additional Comment:

3. My academic year is: *

Select One

4. Were you referred to SDAC? If so, by whom?

Select One

Additional Comment:

Step 6c → 5. My primary disability or the reason why I'm applying is: *

↓

- 7) Once completed with the Questionnaire, please select “Save and Upload Documentation”.

FORM SUBMISSION

Important Note: Responses are **only saved** after selecting the “**Save and Upload Documentation**” button.

SAVE AND UPLOAD DOCUMENTATION >

Step 7


- 8) SDAC often needs third-party documentation to determine eligibility for services and approve accommodations. If you have supporting documentation for your application please submit it here. **However, students should not delay submitting this application or meeting with SDAC out of concern for not having the right paperwork. If you do not have documentation please select “Review and Submit Application”**

- Note: Students should review SDAC’s [Documentation Guidelines](#) webpage and will find related, necessary forms on our [Forms](#) webpage.

UPLOAD FILE

FILE INFORMATION

File Title* :

Select File* : 
 No file chosen

Step 8

FORM SUBMISSION

Important Note: Documentation is not required to submit this application. If you do not have documentation at the moment, please select “**Review and Submit Application.**”

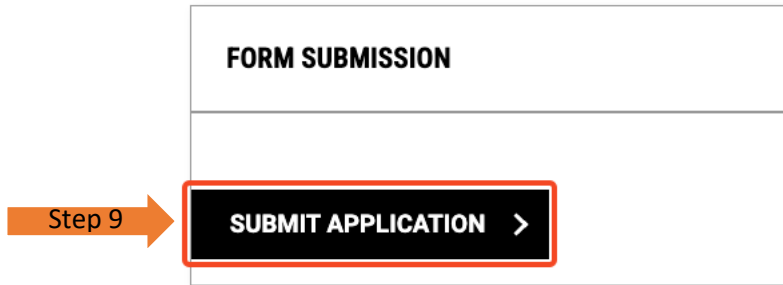
UPLOAD FILE > **REVIEW AND SUBMIT APPLICATION >**

Please continue on to the next page.


- 9) Before Submitting Your Application, you may select to review any part of your application.



Once you have reviewed your application you must select a Black Box with White Text saying "Submit Application"



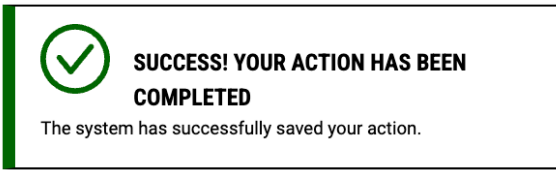
Please select confirm to submit your application.



Please confirm to proceed with **Submit Application**.



- 10) Congratulations, you have submitted your application! You are able to review both your application itself and the status of your application at any time. You will receive an update on your application. If you have any questions, please email sdac@virginia.edu



SUCCESS! YOUR ACTION HAS BEEN COMPLETED
The system has successfully saved your action.

STUDENT APPLICATION
Template: SDAC Student Application
Status: Processing
Started On: Thursday, May 23, 2024 at 12:12 PM
VIEW APPLICATION >